










Texas VFW Website Training

Department of Texas VFW
Systems Team

-  What is the Texas VFW Platform?
-  Existing Website to New Website Cutover
-  New Website Navigation
-  Managing Your Member Account & Settings
-  Form Submissions
-  Quick Demo
-  Q&A

New Website – txvfw.org

- 🔥 New Branding, Appearance and Functionality
- 🔥 New Member Portal & Forums
- 🔥 Only Interact with Verified Texas VFW Members through the internal social network

Events Managements

- 🔥 Expanded Event Postings & Organizer Information
- 🔥 Streamlines event registrations
- 🔥 More flexibility for digital tickets
- 🔥 More local, state and national events

Online Training

- 🔥 Online training courses and mini-sessions available for various subject matter
- 🔥 Future options coming for Paths & Certifications

Department Operations

- 🔥 More online forms for data collection and reporting enhancements
- 🔥 Data storage organization and best practices
- 🔥 Improved infrastructure management and alerting for process errors



Texas VFW Platform Website



The Texas VFW Platform will be gradually rolling out during the 2023-2024 Term


What is in store?

- Launch of an improved website while existing processes remain (no changes there)
- Launch of additional online forms and new reporting features
- Next phase of internal processes and Operations tasks are converted over
- Listen to member feedback on Functionality, Appearance and Improvements

Legacy Website – <https://texasvfw.org>

New Website – <https://txvfw.org>

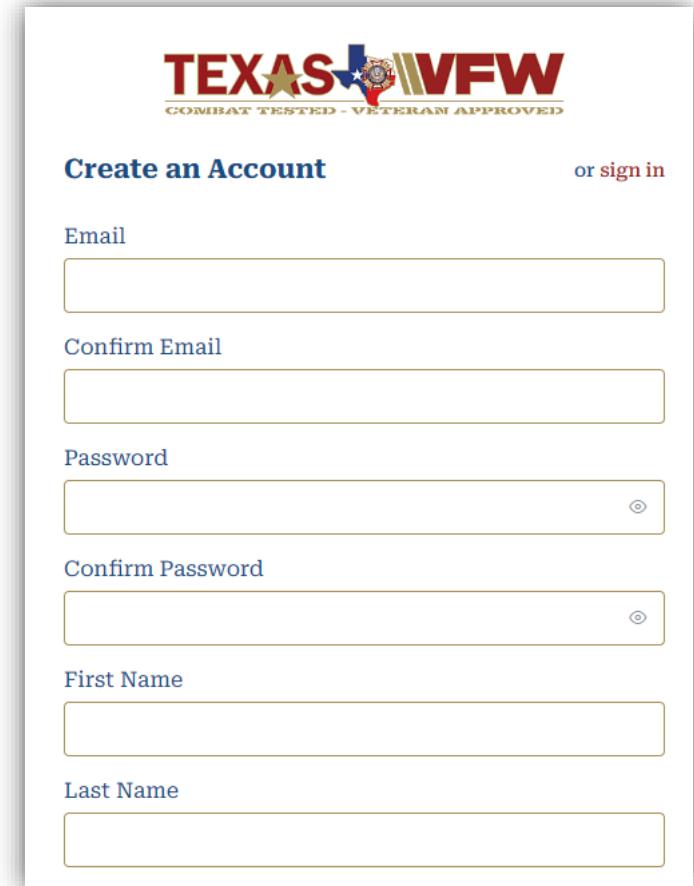
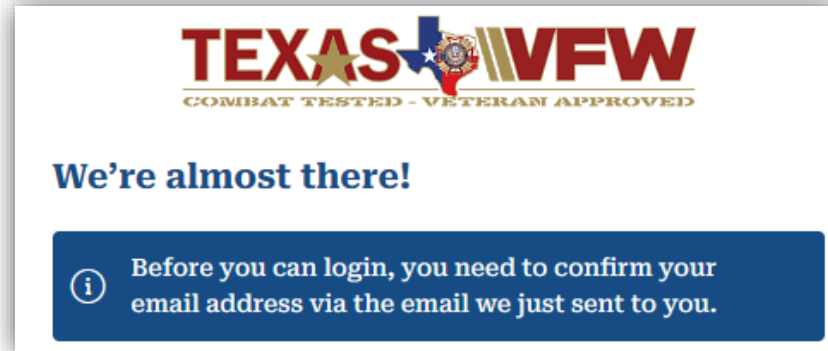
support@texasvfw.org



- 1) Register your Texas VFW member account at <https://txvfw.org/register>.

Please remember to add your VFW member ID for verification.

- 2) This message appears after submitting your registration form.



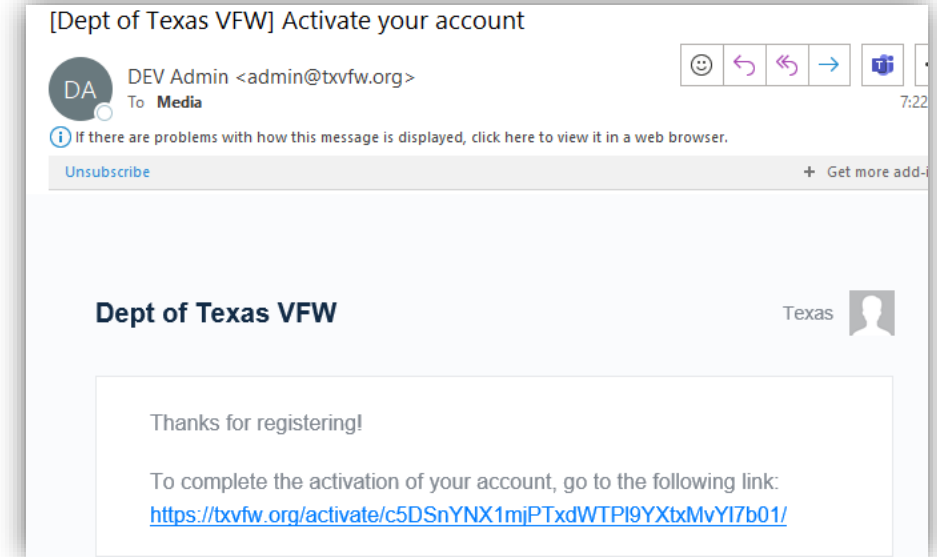
The screenshot shows the Texas VFW registration form. It includes the Texas VFW logo at the top. Below the logo, there are two options: "Create an Account" and "or sign in". The form contains several input fields: "Email", "Confirm Email", "Password", "Confirm Password", "First Name", and "Last Name". Each field has a corresponding label and a small eye icon to toggle visibility.

- 3) Remember to save your credentials to log into the website.

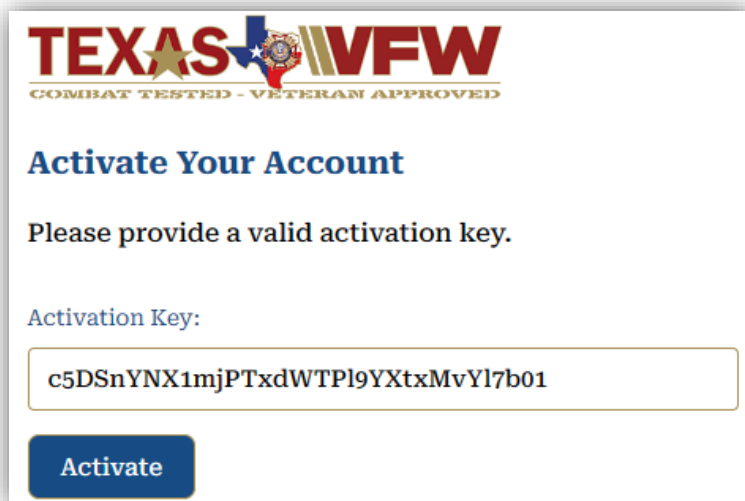
4) Check your email for and click on the activation link.

Please note that it could take a few minutes before receiving your link in email.

- 🔥 If the Activate Your Account email is not received, please check your spam folder.
- 🔥 Remember to save the domain as a “Safe Sender” for future communications.



5) Select Activate and you will now receive a request to Log In.



Basic Profile & Platform Navigation

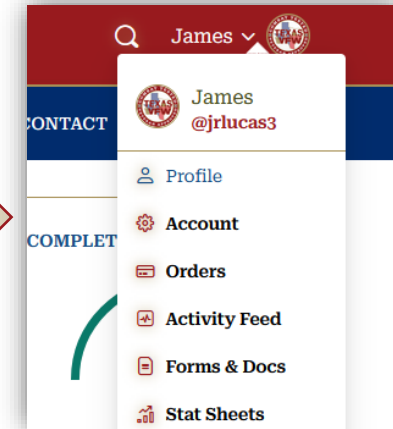
Prior website member accounts will not automatically be added, and some screenshots may vary as more is added to the platform.

Platform Panel (left side)

- Requires members to be logged in
- Only verified VFW members
- Panel Toggle

Toggle Button

Key Tip
After you log in, you can also use your profile dropdown to navigate the Platform.



Texas VFW Platform Profile View

Website Navigation

Member Profile Appearance

Profile Platform Navigation

Profile Setup Walkthrough

Disappears after 100%

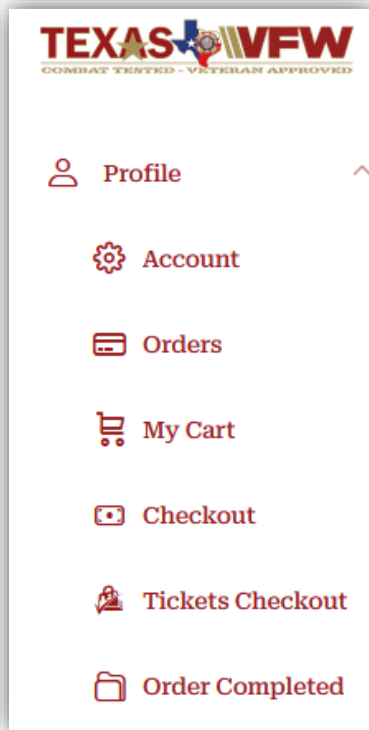
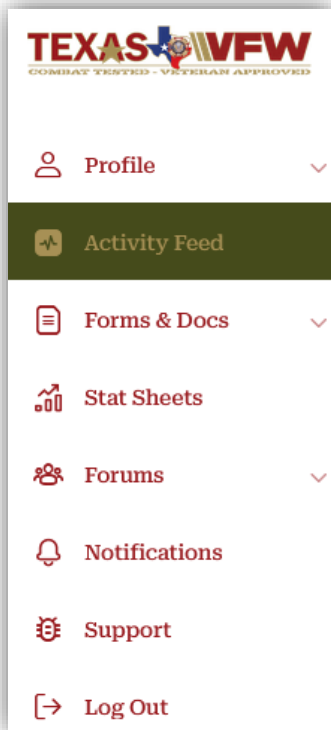
After you login, you can select from the Platform Panel (left side) of the profile dropdown menu (top right).

Account Settings & Features:

- 🔧 Manage profile / account settings
- 🔧 Account area is securing personal data
- 🔧 Change notification settings
 - 🔧 Under Preferences & Subscriptions
- 🔧 Customize your profile for viewability
- 🔧 See Orders and Event Tickets

Activity Feed

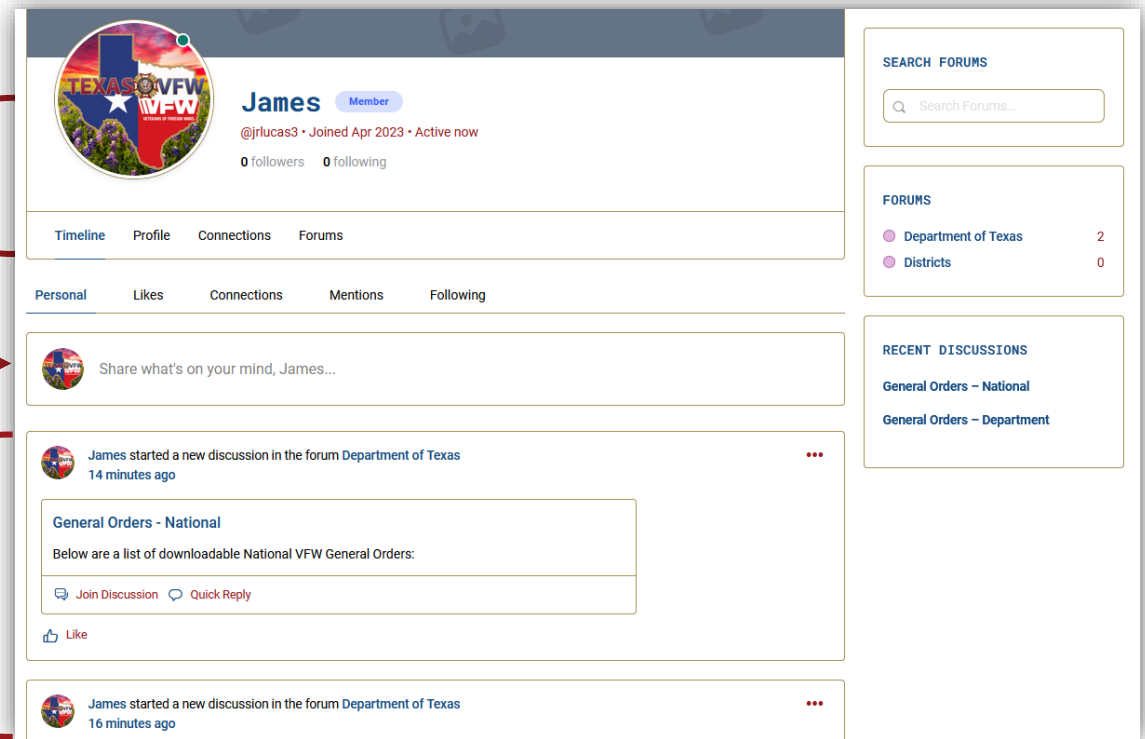
- 🔧 The Activity Feed area is a one-stop shop to see activities across the Platform
- 🔧 Use the Right side panel to navigate quickly to other active areas



Activity Feed Navigation Tabs

Make Your Own Post (Choses who sees the post)

See Your Activity History

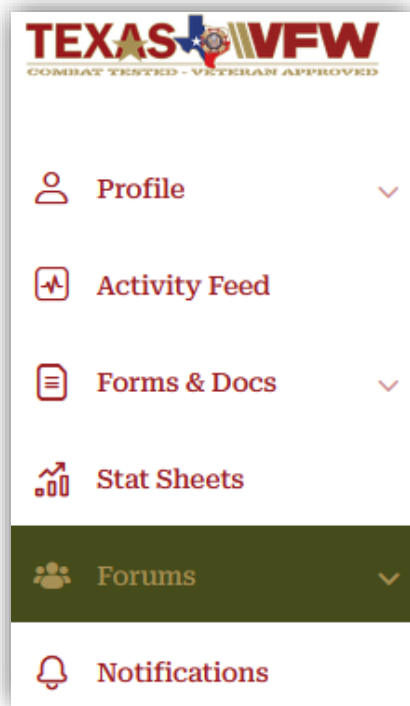


Utilizing the Texas VFW Platform for internal and general Post & District business matters.

All members on the Platform are verified Texas VFW comrades. Any outside parties will be able to access the Platform Forum area.

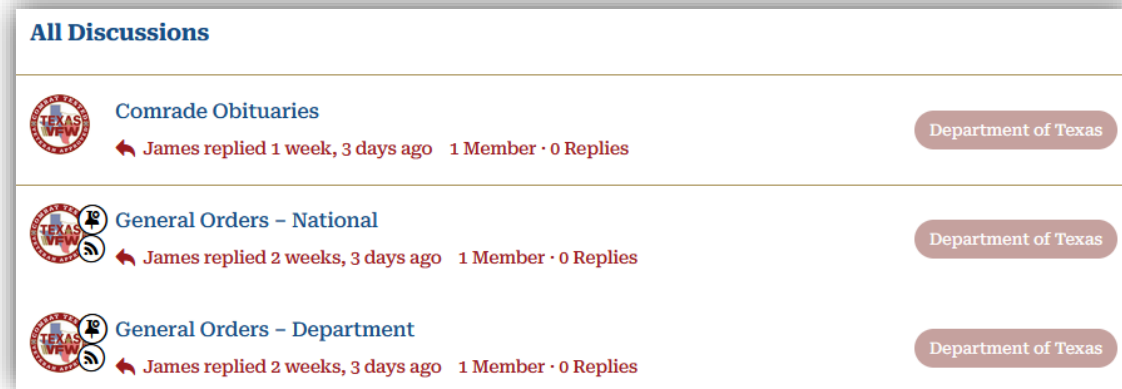
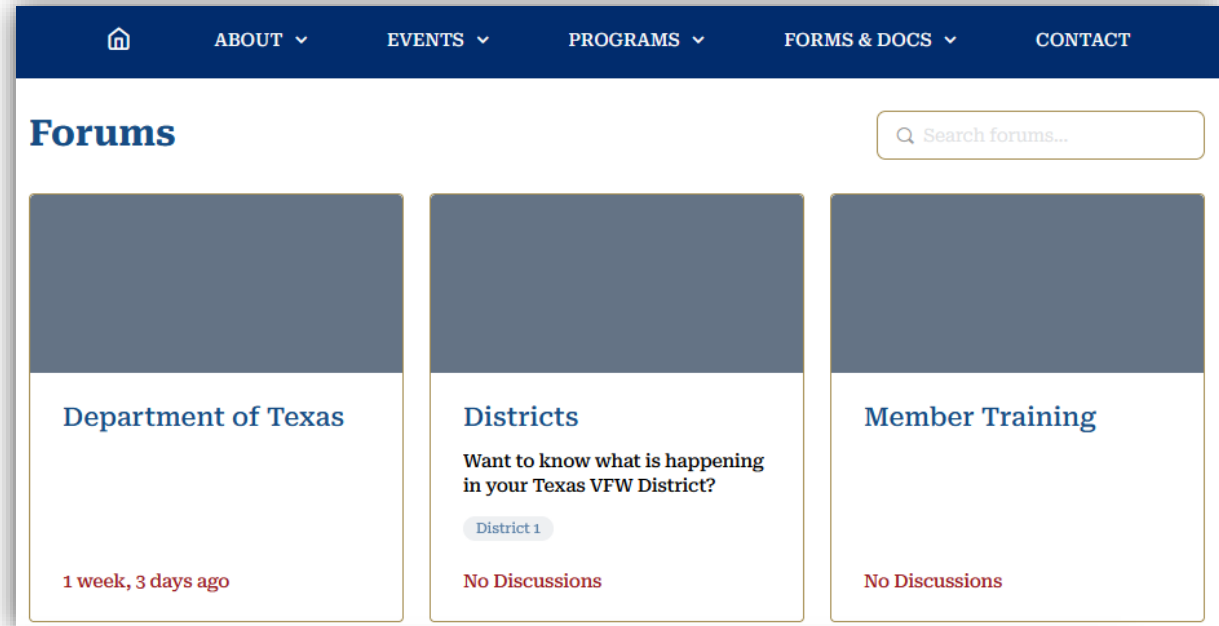
Platform Forum Features:

- 🔥 Network with your comrades
- 🔥 Segmented Group Discussions
- 🔥 Up-to-Date Special Announcements
- 🔥 Notifications across your Activity Feed



Activity Feed
Navigation Tabs

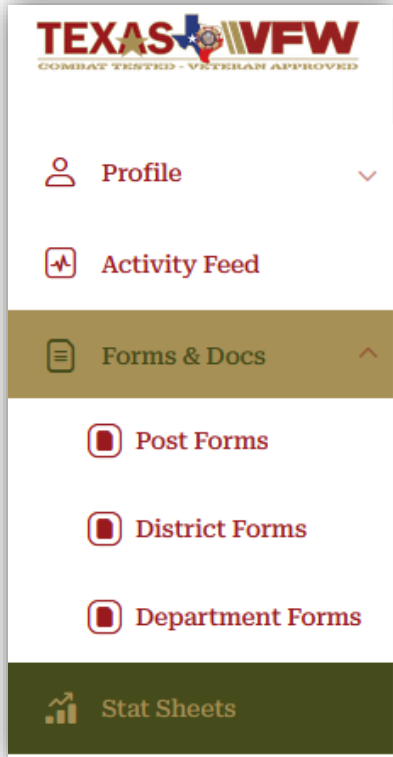
Important
Communications



Form submissions are moving to logged in member accounts.

Use the Left Panel to navigate to Forms and Stat Sheets (logged in members)

- 🔥 The Administration menu dropdown contains Stat Sheets and Form pages.
- 🔥 Forms now include prepopulated submitter field information (logged in members).



Online Forms – Post, District & Department

- 🔥 The Department is in the process of converting all forms to online submissions.
- 🔥 Available online forms will be in the top section of the Form page.
- 🔥 Downloading (printable) forms are located under the Online Form section.

Post Online Forms	Go To Form
Community Service Report	Submit
Post 990 Forms	Submit
Post Audit Reports	Submit
Post Insurance Forms	Submit
Veteran Participation Report (VPR)	Submit

Department Support

To more effectively track and resolve issues, we are moving to a Help Desk style support structure.

Email – support@texasvfw.org

Support Ticket – [Link](#)

The texasvfw.org website will begin to close out pages and provide a link to the new website (txvfw.org)

Website Content, Features & Documents

- 🔥 The Department is in the process of changing systems. We are trying to limit any impact to Posts and members but changes will be ongoing.
- 🔥 The Department SOP will be a working document. We are creating a Management of Change process to capture recommended and necessary changes. More information coming soon.

Expected Completion Date – August 31st

Transition Members

- 🔥 Have members begin creating their accounts at <https://txvfw.org/register>
- 🔥 Have members complete their profile information and connect with others.
- 🔥 Establish Post and member communications for Districts within Forum areas
- 🔥 Members can connect with other verified members (protected environment) across the internal social platform

Questions - Support@texasvfw.org